

MSK - "JV"

Mines at Atela Kalan in Tehsil Dadri
Distt. Bhiwani, Haryana

Manufacturer of Sand & Quality Aggregates

To

Mr. S.C. Gupta
Rohtak Road,
Charkhi Dadri,
Haryana.

Subject:- Appointment Letter.

Dear Sir,

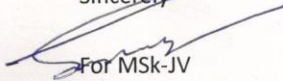
We are please to confirm your appointment in our company w.e. from 1.10.2015.

Below mention are the term of your appointment:


- Your position will be a Doctor to be posted at Atela Mines, Charkhi Dadri site for 2 days in a week. You will be expected to provide occupational Health Services to our workers/ staffs engaged at mines at Atela for their Health Check up, Diagnosis and consultation including all compliance report of medical Examination under rule 29B. of mines act.
- Per visit Doctor fee Rs. 2000/- will be paid. Company will provide vehicles for picking up & dropping at the time of visit.
- Charges of lab testing which is required for compliance @ Rs 750/- per head will be paid.
- The company shall be intitled to terminate your services with 30 days notice period.

Please indicate your understanding & acceptance of the above mention term & condition by signing and returning the duplicate copy of the letter.

Sincerely



For MSK-JV



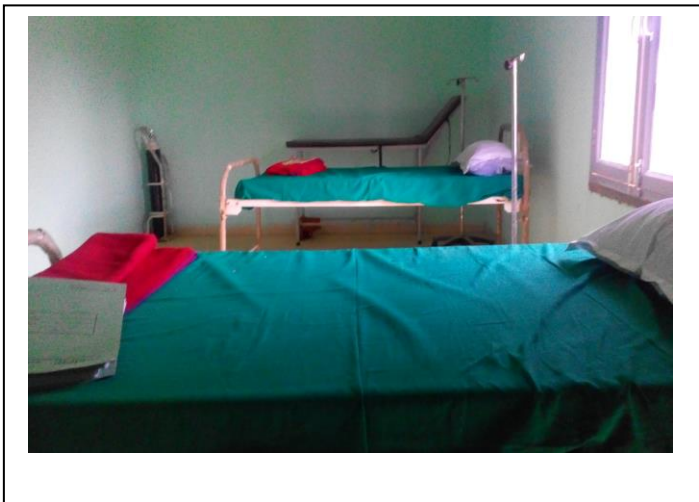
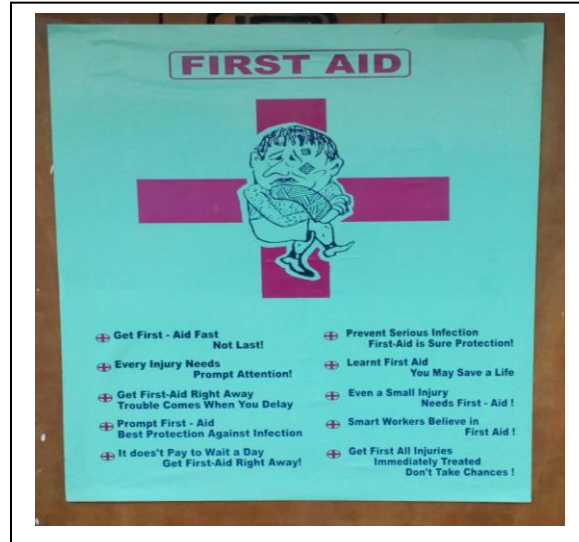
Authorized Signatory

I have carefully read the above term & condition and that are acceptable to me in full.



Occupational Health program

As per Our Occupational Health policy, we have recently organized six monthly occupational health surveillance programs. Medical check-ups have been done all of our workers and staff. We have permanently hired an Occupational Health specialist for our workers and staff. We had constructed basis medical facility at our site office having two beds patient room and a Doctor room.





Recommended practices by nationally reputed Institute have been followed at our site, which includes:

- Administrated personnel, equipment and appliances has been provided for Occupational Health services.
- Health surveillance will be done & records will be maintained properly.
- Health education has been provided to mine workers.
- Medical officer engaged in medical examinations is trained in use of ILO classification of radiographs for Pneumniosis.
- Audiometric has been introduced, as a part of mandatory medical examination persons seeking employment in mines.

[FORM O]

[See rule 29 F (2) and 29 L]

Report of medical examination under rule 29 B*

(To be issued in triplicate)

Certificate No. 18.....

(Positive)

* Delete whatever is not applicable.

** In respect of initial medical examination of a person already employed in a mine and in respect of every periodical medical examination, the second notice is to be given at least ten days previously.

1. Inserted vide Notification No. GSR 656 dated 5th June 1980.

Certified that Shri/ ^{Shankar Prajapati} Shrimati* employed as ^{Mine Foreman} in ^{Atola stone} mine Form B No. ⁹⁵..... has been examined for an initial/periodical medical examination. He/She * appears to be ⁴⁵..... Years of age. The findings of the examination authority are given in the attached sheet. It is considered that Shri/ Shrimati*.....

(a.) * is medically fit for any employment in mines.

(b.) * is suffering from and is medically unfit for

(i.) Any employment in the mine; or

(ii.) Any employment below ground; or

(iii.) Any employment or work

(c.) * is suffering from should get this disability cured /controlled* and should be again examined within a period of Month. He/ She may be permitted/ not *permitted to carry on his duties during this period.



Signature of the examination authority

Ex. SMO
MBBS HCMSI

Reg. No. 7616

Name and Designation in Block Letters

Place:


Date:

FORM O (CONTD.)

Report of the examination authority

(to be filled in for every medical examination whether initial or periodical of re-examination or after cure/control of disability), Annexure to certificate No as a result of medical examination on..... 8/10/15


- * Delete whatever is not applicable.
- * One copy of the certificate shall be handed over to the person concerned and another copy shall be sent to the manager of the mine concerned by registered post; and the third copy shall be retained by the examining authority.

Identification mark... cut of left leg  Left thumb impression of the candidate.

1. General development Good/Fair/Poor
2. Height 168 cms.
3. Weight 56 kg.
4. Eyes :
 - (i) Visual acuity- Distant vision (with or without Glasses) Right eye 6/6... Left eye..... 6/6.....
 - (ii) Any organic disease of the eyes
 - (iii) Night blindness
 - (iv) Colour blindness | NAD
 - (v) Squint(to be tested in special cases)
5. Ears :
 - (i) Hearing Right ear Normal Left ear..... Normal
 - (ii) Any organic disease. NIL NAD
6. Respiratory system; NAD
Chest measurement:
 - (i) After full inspiration 34 cms.
 - (ii) After full expiration 30 cms.
7. Circulatory system; NAD
Blood pressure 130/82
Pulse 72
8. Abdomen
Tenderness
Liver
Spleen
Tumour | NAD

- 9. Nervous system
Historical of fits or epilepsy } NAD.
Paralysis
Mental health
- 10. Locomotor system
- 11. Skin
- 12. Hernia } NAD
- 13. Hydrocele
- 14. Any other abnormality
- 15. Urine :
Reaction
Albumin Sugar } Nil
- 16. Skiagram of chest
- 17. Any other test considered necessary by the examining authority. } Nil
- 18. Any opinion of specialist considered necessary. } Nil

Place :

Signature of the examining authority

S.C. Gupta
L.A. B.M.O.
MBBS HCMSI
Reg No. 7616

**Report of medical examination as per the recommendations of
National Safety Conferences in Mines**
(To be used in continuation with Form O)

Certificate No 18

Name: *Shankar Prajapati*

Identification Marks: *cut of left leg*

1. Cardiological Assessment

Auscultation	S1	<i>Normal</i>
	S2	
	Additional Sound	
Electrocardiograph (12 leads) findings:		Normal/Abnormal

Enclosed ECG

2. Neurological Assessment

Findings	Normal/ Abnormal
Superficial Reflexes	
Deep Reflexes	<i>Normal</i>
Peripheral Circulation	
Vibration Syndromes	

3. ILO Classification of Chest Radiograph:

Profusion of pneumoconiotic opacities	Grades	Types
Present/Absent		

Enclosed Chest Radiograph

4. Audiometry findings:

Conduction Type	Left Ear	Right Ear
Ear Conduction	<i>Normal/Abnormal</i>	<i>Normal/Abnormal</i>
Bone Conduction	<i>Normal/Abnormal</i>	<i>Normal/Abnormal</i>

Enclosed audiometry Report.

5. Pathological/Micrological Investigations:


S. No	Tests	Findings
1.	Blood -Tc, Dc, Hb, ESR, Platlets,	WNL/Abnormal
2.	Blood Sugar- Fasting & PP	WNL/Abnormal
3.	Lipid Profile	WNL/Abnormal
4.	Blood Urea, Creatine	WNL/Abnormal
5.	Urine Routine	WNL/Abnormal
6.	Stool Routine	WNL/Abnormal

Enclosed Investigation Reports - NIL

6. Special Test for Mn exposure

Behavior Disturbances		Present/Not Present
Neurological Disturbance	Speech Defect	Present/Not Present
	Tremor	Present/Not Present
	Adiãdocockinesia	Present/Not Present
	Emotional changes	Present/Not Present

7. Any other Special Test Required:


Signature of the Examination Authority
Reg No. 7018

Report off Medical Examination under Mines Rule 29 B
(To be used in continuation with Form O)

Certificate No 18


Name: Shankar Rajgopal

Identification Marks: cut of left leg

Result of lung Function Test (Spirometry)

Parameter	Predicted value	Performed Value	% of Predicted
Forced Vital Capacity (FEV)			
Forced Vital Capacity 1 (FEV)			
FEV 1/ FVC			
Peak Expiratory Flow			

Spirometry Report enclosed


Signature of the Examination Authority
Dr. S.C. Gupta
MBBS, D.S.M.O.
Reg No. 7616